

Universal Industrial Weighing Terminal for Truck and Heavy Capacity Scales with Flintec RC3D Loadcells



IT3000D is a universal industrial weighing terminal with the well proven configurable standard programs:

- **TRUCK/ONLINE** for truck scale systems with online PC connection,
- **ONLINE** for remote controlled systems,
- **BASIC** for simple weighing systems.

The modular design of the **IT3000D** provides for a variety of configurations and options, such as:

- Enclosures for wall-mount, desk-top or panel-mount installation,
- DC or AC power supply,
- Choice of interfaces for scales, printers and remote displays.

With PC software **IT3000 Configurator** sequence of program and operation can be easily adapted to the requirements of a specific application.

The operator is guided through a high-contrast alphanumeric display.

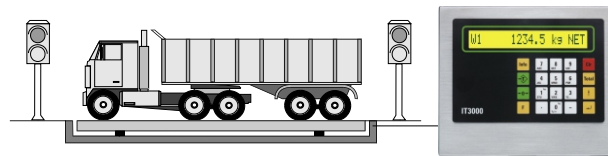
Entry and recording of IDs is possible in all programs.

The print format for strip or protocol printers is fully configurable.

With the W&M approved PC program **PC ARCHIVE** weights can be stored in a W&M approved data archive on a PC's harddisk (programs **TRUCK/ONLINE** and **ONLINE**).

TRUCK/ONLINE

W&M approved truck scale terminal, with input of vehicle registration-No, printout of weightticket, data transmission and storage in data archive on PC harddisk, full remote control from PC. possible.




Truck scale

Connection for: printer, PC and remote display

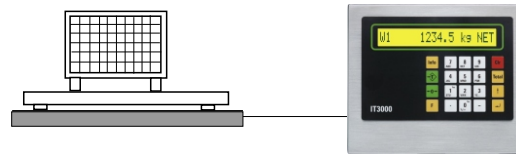
ONLINE

Continuous transmission of W&M approved weights on request from PC, via serial interface or Ethernet, with approved data archive on PC.



BASIC

W&M approved recording of weight and IDs



Floor scale

Connection for: printer and PC

Weighing electronics

Connection of digital loadcells:
1 to 8 Flintec RC3D series loadcells,
max. 16 with external power supply.

Power supply

Integrated power supply 110 – 240VAC,
50 – 60Hz, or 12 – 30VDC;
power consumption max. 20VA.

Serial interfaces

Max. 2, optionally RS232, 20mA CL (passive),
RS422 or RS485, for printer, data transmission,
reference scale or remote display;
transmission protocol for PC communication and
print format configurable.

Parallel interface

Driver module with 2 digital 24V inputs and
2 digital 24V outputs as option, eg for the control
of traffic lights.

Options

PC software **IT3000 Configurator**,
for configuration and backup on PC.

PC Software **PC ReadIt**,
for reception of weighing data and storage
in a file on PC harddisk.

PC software **PC COM+**
ActiveX component for PC connection.

PC software **PC ARCHIVE**,
W&M approved data archive on PC, storage
of data on PC harddisk.

Mounting versions and dimensions

Desk / wall version



- Stainless steel housing IP65
- Suitable for desk-top or wall-mount installation
- Dimensions WxHxD: 225x190x145mm

Panel-mount version



- Stainless steel housing, fascia plate protected to IP65
- Installation in control panel
- Dimensions WxHxD: 216x156x61mm
- Cut-out in panel: 199x139mm

IT3000D conforms to: 2006/95/EC, 2004/108/EC, 90/384/EEC,
EN 45501, EN 60950, EN 61000-6-2, EN-61000-6-3,
NAMUR NE21:02, OIML R76-1, WELMEC Document 2.1

Subject to change without notice

EC-approval as non-automatic scale

SysTec Systemtechnik und Industrieautomation GmbH
Ludwig-Erhard-Str. 6 - D-50129 Bergheim-Glessen
Tel. +49 (0) 2238 - 9663-0 - Fax: +49 (0) 2238 - 9663-10
E-Mail: info@systecnet.com

Sales and service